



P/N:AST-S-G14-240WBT3A1-abcdeg

Note:

AST= Company name;

S-G14 = Product series, LED Shoebox Light;

240W = Rating Power;

B =Lumileds LED;

T3=TYPE III;

A1 stands for input voltage: 120-277VAC;

“a” can be any two letters to represent lamp colors, BR=Brown, BH=Black, or Customized;

“b” can be “3RP”, “3NP”, “5RP”, “5NP”, “7RP” or “7NP” for Photocontrol type provided or blank for no Photocontrol provided;

“c” can be “10SP” or “20SP” for Surge-protective Device type provided or blank for no Surge-Protective Device provided;

“d” can be “DM”, “DP”, “Z”, “ZM”, “ZP” or blank for DC sensor type provided or not;

“e” can be “AM”, “DM”, “YM1”, “YM2”, “A&D” or

“FM” to represent mounting bracket types;

“g” can be any two digits to represent CCT,can be

30=3000K,35=3500K,40=4000K,45=4500K,

50=5000K, 57=5700K;

AM

DM

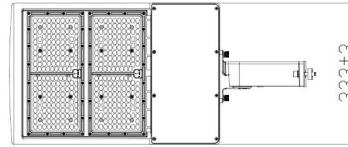
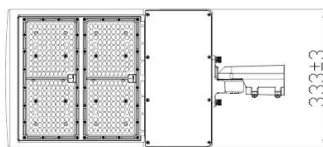
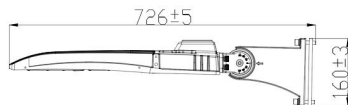
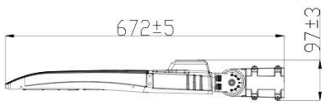
YM1

YM2

A&D


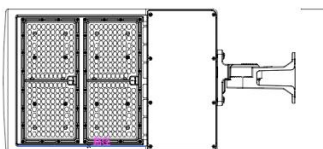
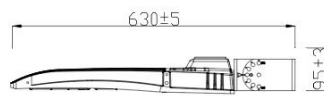
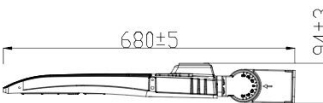
FM

DIMENSIONS



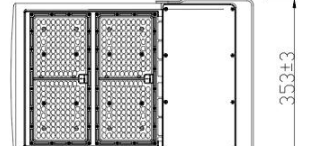
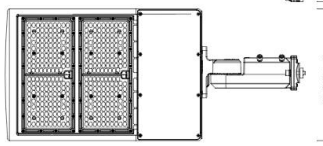
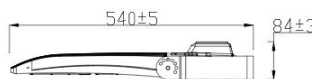
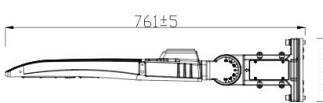
AM

DM



YM1

YM2



A&D

FM

ADVANTAGE

- UL cUL DLC-V5.1(Premium) certificate;
- Lumileds Chip, high CRI;
- Input voltage 120-277VAC;
- Output constant current lever can be; adjusted through output cable with 1-10V;
- No UV or IR in the beam;
- Easy to install and operate;
- Energy saving, long lifespan;
- Light is soft and uniform, safe to eyes;
- Instant start, NO flickering, NO humming;
- Green and eco-friendly without mercury;

APPLICATION

- Outdoor basketball court, tennis court;
- Badminton court, the football field;
- The school playground, stadium;
- Community leisure entertainment plaza, road lamp etc;

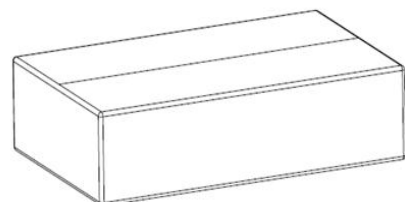
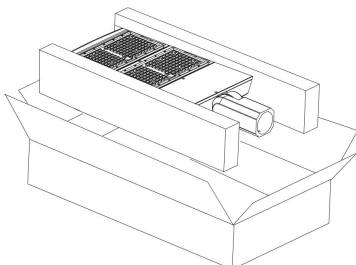
SPECIFICATIONS

OPTICAL	Input Power (Tolerance : ±10%)	240W					
	Color Temperature	3000K	3500K	4000K	4500K	5000K	5700K
	Lumen (Tolerance : -10%)	32097LM	32404LM	32712LM	32968LM	33225LM	33943LM
	Efficacy (Tolerance : -3%)	133LM/W	134LM/W	135LM/W	136.7LM/W	137.8LM/W	140.9LM/W
	CRI	>80					
	Color Consistency	<6 Steps (or <6 SDCM)					
	BUG	B4-U0-G4					
	Distribution Pattern	TYPE III					
Beam Angle (50%) (Tolerance : ±15%)	150*100 Degree						
ELECTRICAL	Input Voltage and Frequency	120-277VAC, 50/60Hz					
	PF (Tolerance : -3%)	≥0.9					
	THD (Tolerance : +5%)	≤20%					
	Flicker Percent	<70%					
	Driver Brand	Daermay					
	Driver Model	MP-240TG130A					
	Driver Surge protection	L/N-PE: 6kV, L-N: 6kV					
	Dimming	1-10V dimming standard					
Optional Accessory	Photocontrol, Surge-protective Device, DC Motion Microwave sensor, DC Motion PIR sensor, photocell receptacle, shorting cap						
MATERIALS	LED Brand	Lumileds					
	LED Type	SMD2835					
	LED QTY	308 PCS					
	Housing	Die-cast aluminum					
	Housing Color	Brown, Black, or Customized					
	EPA	2.1 ft ²					
	Waterproof Rating	WET (IP65)					
OTHERS	Operating Temperature	Without Motion Sensor: -30°C TO 50°C; With Motion Sensor: -30°C TO 50°C					
	Storage Temperature	-40°C TO 85°C					
	Operating Humidity	5% - 95% RH					
	Storage Humidity	5% - 95% RH					
	Warranty	5 years warranty with 24/7 operating hours Luminaire lifetime at 25°C.					

PACKAGE

Bracket Type	Carton Size	Qty / Carton	Net Weight / Carton	Gross Weight / Carton
AM	750*385*155 MM	1 PC	6.5Kg	7.7Kg
DM	750*385*155 MM	1 PC	7.42Kg	7.52Kg
YM1	750*385*155 MM	1 PC	6.4Kg	7.6Kg
YM2	700*385*155 MM	1 PC	6.83Kg	7.98Kg
A&D	780*385*155 MM	1 PC	7.49Kg	8.79Kg
FM	700*385*155 MM	1 PC	6.81Kg	7.91Kg

Tolerance of Carton Size: ±15 MM, Tolerance of Weight: ±10%.



LIGHT DISTRIBUTION TESTING PARAMETERS < Type III >

Luminaire Property

Luminaire Manufacturer:
 Luminaire Category:
 Lamp Catalog:
 Number of Lamps:
 Luminous Length (mm):
 Luminous Height (mm):
 Current: 2.012 A
 Power Factor: 0.999

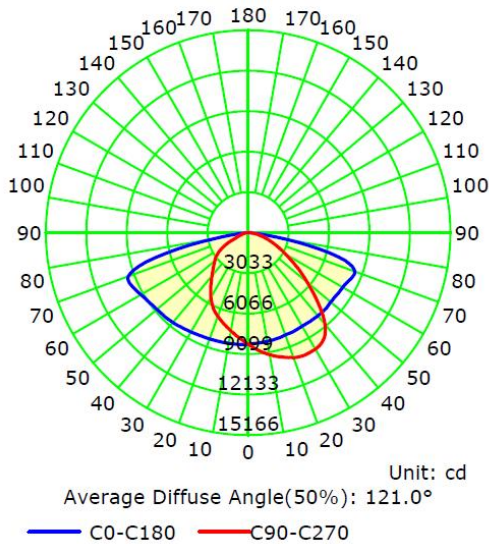
Luminaire Description:
 Lamp Description:
 Lumens per Lamp:
 Luminous Width (mm):
 Voltage: 120.0 V
 Power: 241.24 W

Photometric Results

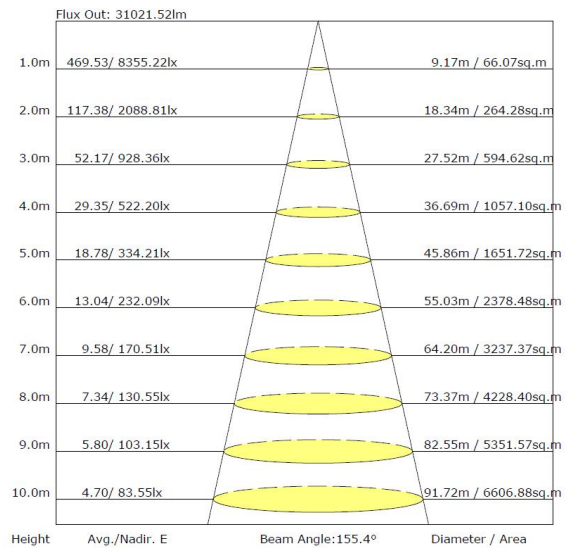
IES Classification: Type III
 Total Rated Lamp Lumens: 32097.0 lm
 Efficiency: 100%
 Upward Ratio: 0%
 C0r0 Intensity: 8355.22 cd
 Pos of Max. Intensity: H157.5 V71

Longitudinal Classification: Medium
 Measurement Flux: 32097 lm
 Downward Ratio: 100%
 Luminaire Efficacy Rating (LER): 133.10
 Max. Intensity: 12133.18 cd

Luminous Intensity Distribution Curve



The Average Illuminance Effective Figure



NOTICE FOR USER

- Please turn off power before install or change assembly parts.
- The input voltage and lamps should be matched, after connecting the power line, Please make sure the wiring section is insulated.
- No-professionals, must not install and disassemble the lamps.

TROUBLE SHOOTINGS

Troubles	Check points
Flickering of the light	Turn off the power and turn on again in 3 minutes. If same phenomena occur, then call agencies.
Out of working	Please check the connection.