



P/N:AST-CP3B-150WSASA2-ab

Note:

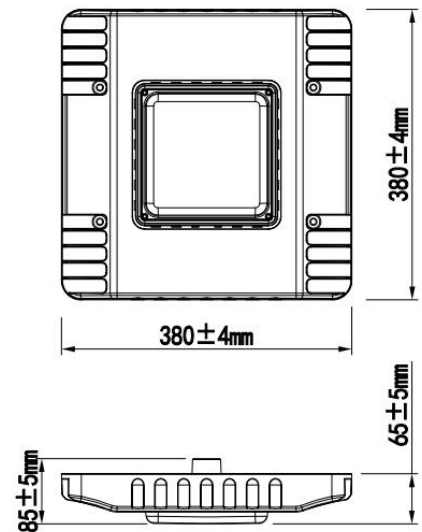
- a = Housing colors, WH=White, b=CCT ,40=4000K,45=4500K; 50=5000K,57=5700K.



ADVANTAGE

- UL cUL DLC-V5.1(Premium) certificate.
- IP65 driver, input voltage 120-277VAC.
- No UV or IR in the beam.
- Easy to install and operate.
- Energy saving, long lifespan.
- Light is soft and uniform, safe to eyes.
- Instant start, NO flickering, NO humming.
- Green and eco-friendly without mercury.

DIMENSIONS



APPLICATION

- Widely used in gas station, service station, underground parking lot, warehouse, garage;

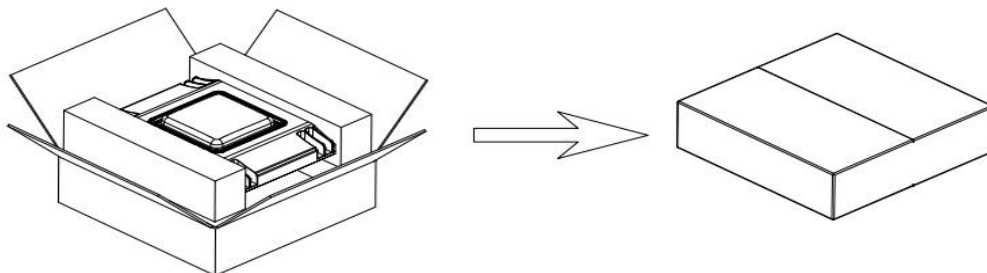
SPECIFICATIONS

OPTICAL	Input Power (Tolerance : ±10%)	150W			
	Color Temperature	4000K	4500K	5000K	5700K
	Lumen (Tolerance : -10%)	19367LM	19373LM	19378LM	19383LM
	Efficacy (Tolerance : -3%)	129LM/W	129LM/W	129LM/W	129LM/W
	CRI	>80			
	Color Consistency	<6 Steps (or <6 SDCM)			
	BUG	B3-U3-G3			
	Diffuser Type	Clear Stripe PC			
	Beam Angle (50%) (Tolerance : ±15%)	120 Degree			
ELECTRICAL	Input Voltage and Frequency	120-277VAC, 50/60Hz;			
	PF (Tolerance : -3%)	≥0.9			
	THD (Tolerance : +5%)	≤20%			
	Flicker Percent	<5%			
	Driver Brand	SOSEN			
	Driver Model	SS-150VA-56B			
	Driver Surge protection	L/N-PE: 10kV, L-N: 6kV			
	Dimming	1-10V dimming standard			
MATERIALS	LED Brand	HongLi			
	LED Type	SMD2835 (0.5W)			
	LED QTY	465 PCS			
	Housing	Die-cast aluminum			
	Housing Color	White, or Customized			
	Waterproof Rating	WET (IP65)			
OTHERS	Operating Temperature	-40°C TO +45°C			
	Storage Temperature	-40°C TO 80°C			
	Operating Humidity	20% - 90% RH			
	Storage Humidity	10%-95% RH			
	Warranty	5 years warranty with 24/7 operating hours Luminaire lifetime at 25°C.			

PACKAGE

	Size	Qty/ Carton	Lamps Net Weight	Weight/ Carton
Outer box	425 x 420 x 120mm	1 PC	4.7KG	5.5KG

Tolerance of Carton Size: ±15 MM, Tolerance of Weight: ±10%.



LIGHT DISTRIBUTION TESTING PARAMETERS

Luminaire Property

Luminaire Manufacturer:
 Luminaire Category:
 Lamp Catalog:
 Number of Lamps:
 Luminous Length (mm):
 Luminous Height (mm):
 Current: 1.246 A
 Power Factor: 0.998

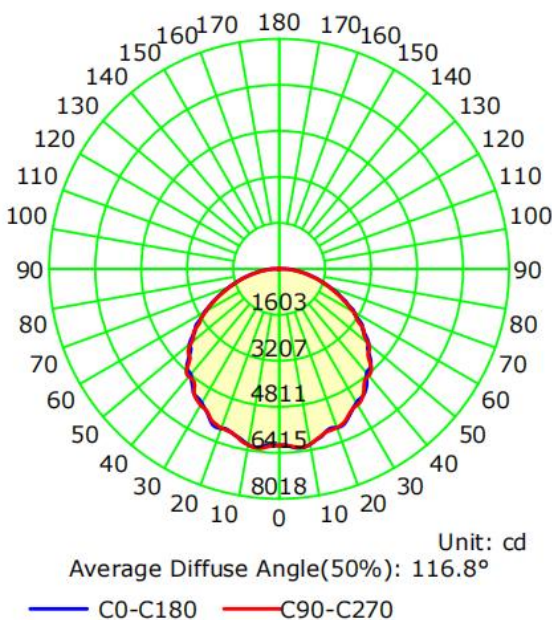
Luminaire Description:
 Lamp Description:
 Lumens per Lamp:
 Luminous Width (mm):
 Voltage: 120.0 V
 Power: 149.19 W

Photometric Results

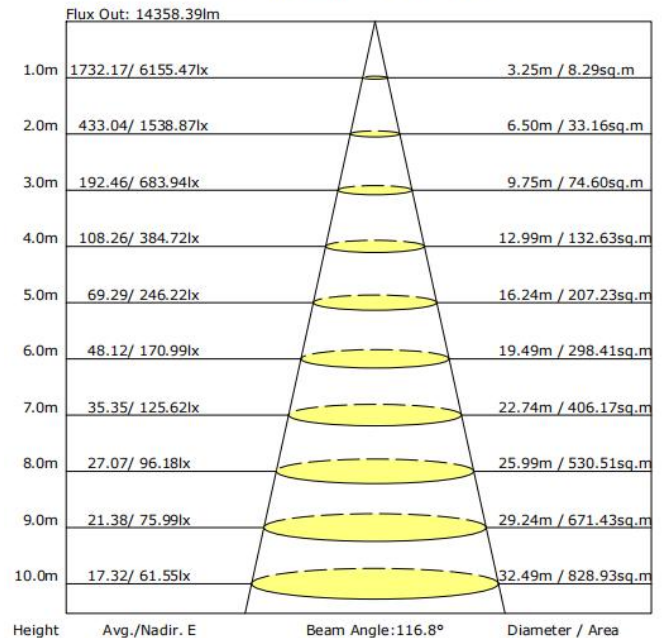
IES Classification: Type II
 Total Rated Lamp Lumens: 19367.6 lm
 Efficiency: 100%
 Upward Ratio: 1%
 C0r0 Intensity: 6155.47 cd
 Pos of Max. Intensity: H315 V10

Longitudinal Classification: Very Short
 Measurement Flux: 19367.6 lm
 Downward Ratio: 99%
 Luminaire Efficacy Rating (LER): 129.87
 Max. Intensity: 6415.03 cd

Luminous Intensity Distribution Curve



The Average Illuminance Effective Figure



NOTICE FOR USER

- Please turn off power before install or change assembly parts.
- The input voltage and lamps should be matched, after connecting the power line, Please make sure the wiring section is insulated.
- No-professionals, must not install and disassemble the lamps.

TROUBLE SHOOTINGS

Troubles	Check points
Flickering of the light	Turn off the power and turn on again in 3 minutes. If same phenomena occur, then call agencies.
Out of working	Please check the connection.